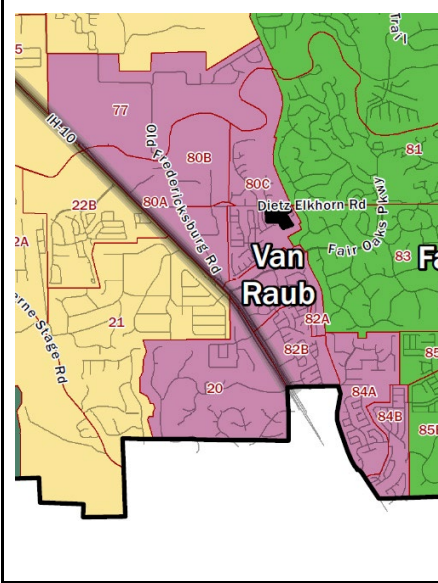


Planning Unit 20 and VRES

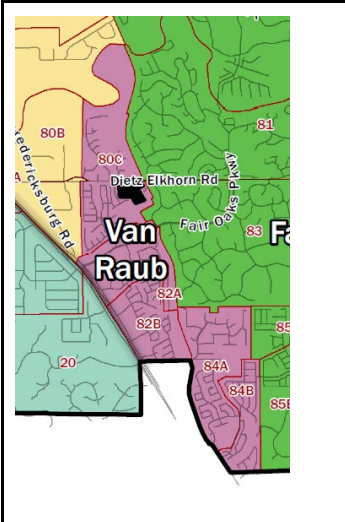
Current Van Raub Zone



The current VRES zone begins 24-25 with more than 100 students over capacity. It reaches 120% capacity in 27-28. This zone was one of the primary zones identified by the committee for enrollment relief.

PU	2024-25	2025-26	2026-27	2027-28	2028-29	2029-30	2030-31	2031-32	2032-33	2033-34
20	75	68	74	71	71	76	78	81	82	83
77	15	23	37	53	76	101	123	147	161	169
80A	4	4	9	15	23	28	33	38	42	46
80B	14	14	23	28	35	37	34	32	31	30
80C	211	217	221	219	217	220	224	227	226	226
82A	46	38	37	32	29	28	24	23	22	22
82B	153	146	143	139	139	142	144	146	145	144
84A	213	208	224	227	243	252	261	268	273	277
84B	176	175	180	189	199	207	214	221	222	222
TOTAL	907	893	948	973	1032	1091	1135	1183	1204	1219

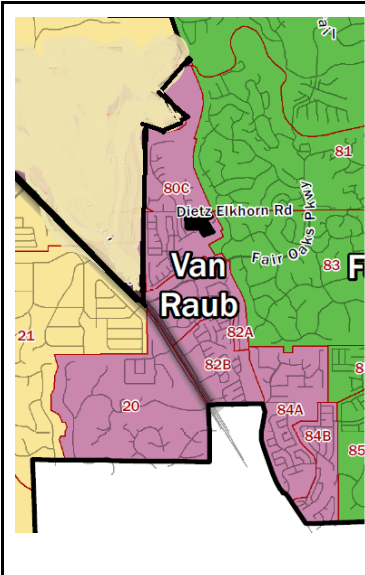
Van Raub Reduced Zone



The reduced VRES zone that you see in the presented options begins 24-25 under capacity. It reaches capacity in 26-27. It does not reach 120% before 33-34. This zone provides enrollment relief, but still leaves VRES slightly over capacity for the next several years. This would be manageable with the use of temporary buildings to accommodate overflow. This model would have one grade level or less in temporary buildings over time.

PU	2024-25	2025-26	2026-27	2027-28	2028-29	2029-30	2030-31	2031-32	2032-33	2033-34
80C	211	217	221	219	217	220	224	227	226	226
82A	46	38	37	32	29	28	24	23	22	22
82B	153	146	143	139	139	142	144	146	145	144
84A	213	208	224	227	243	252	261	268	273	277
84B	176	175	180	189	199	207	214	221	222	222
TOTAL	799	784	805	806	827	849	867	885	888	891

Van Raub with PU 20 Included



If we include Planning Unit 20 in the VRES zone, then VRES begins 24-25 over capacity. It reaches 120% capacity in 31-32. This model would result in multiple grade levels in temporary buildings over time. It does not provide adequate enrollment relief for VRES.

PU	2024-25	2025-26	2026-27	2027-28	2028-29	2029-30	2030-31	2031-32	2032-33	2033-34
20	75	68	74	71	71	76	78	81	82	83
80C	211	217	221	219	217	220	224	227	226	226
82A	46	38	37	32	29	28	24	23	22	22
82B	153	146	143	139	139	142	144	146	145	144
84A	213	208	224	227	243	252	261	268	273	277
84B	176	175	180	189	199	207	214	221	222	222
TOTAL	874	852	879	877	898	925	945	966	970	974

Note: When considering the VRES reduced zone, we looked at all options for relieving VRES. This included options that moved either planning units 82B or 84B out of VRES. Moving planning unit 84B out of VRES proved unworkable for enrollment relief. 84B has 176-222 students. If moved into FORES, it makes that zone overfull. Even after moving planning unit 79 out of FORES, moving 84B into FORES still makes the zone overfull, as planning 84B has more students in it (176-222) than planning unit 79 (159-170). Some committee members proposed splitting planning unit 79 in half and moving half of planning unit 79 into CCES to make room for moving planning unit 84B into FORES. However, moving half of planning unit 79 out of FORES does not make enough room for planning unit 84B as planning unit 84B contains more students than all of planning unit 79.